

# Click IRB Quick Reference Guide States vs. Activities



When understanding the Click IRB system, it is critical to know the difference between States versus Activities.

## Will this guide help me?

This guide provides an overview on States vs Activities including graphics to illustrate the difference.

## States Overview

States are what you move through as a study evolves.




State	Sub-State	Who is it with?
Pre-Submission	n/a	Study Team/PI
Pre-Review	Pre-Review	IRB Staff
	Pre-Review Completed	
Clarification Requested	Clarification Requested (Pre-Review)	Study Team/PI
	Clarification Requested (IRB Review)	
IRB Review	Non-Committee Review	IRB Staff
	Committee Review	Convened IRB
Post-Review	Modifications Submitted	IRB Staff
Modifications Required	-	Study Team/PI
Review Complete	-	Study Team (IRB approved)
None	Deferred	Study Team
None	Disapproval	Study Team

## Activities Overview


An activity is what you do to move the study through those states.

### My Current Actions


- Edit Study
- Printer Version
- View Differences

- 
-  Submit Response


---

  -  Add Related Grant


---

  -  Assign PI Proxy


---

  -  Assign Primary Contact


---

  -  Manage Guest List

---

  -  Copy Submission

---

  -  Add Comment

## Example of a State versus Activity

The study above is in the “Modification Required” state. The next activity with this study may be to “Edit Study”.