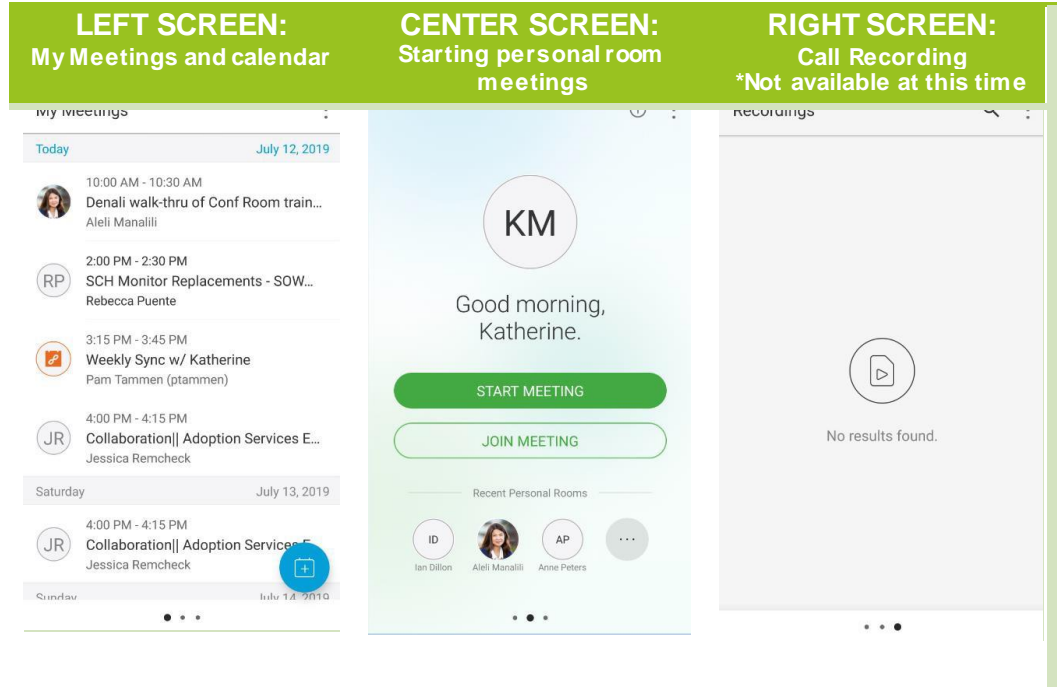


Use WebEx Mobile App

Last updated April 3, 2020

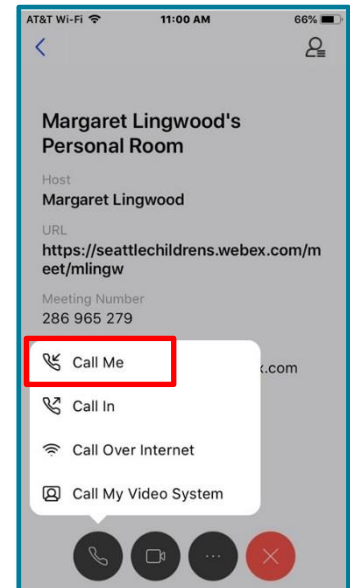
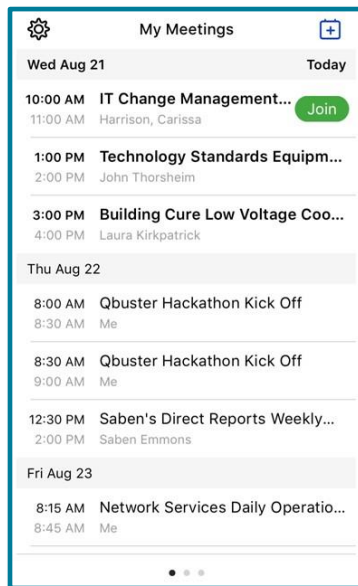
Exploring the App

Swipe left or right to navigate between the three screens



Join or start a meeting

1. When it is time for the meeting, tap **Join** or **Start** to connect into the WebEx Meeting
2. To connect audio, tap **Call Me** and enter the phone number of where you can be reached, then tap **Call**
3. When your phone rings, answer the call and **press 1** to join the meeting



Call Over Internet is also a good option if you have good WiFi or Cellular Data coverage

During the meeting

1. View shared content
2. View the participant list
3. Annotate real time
4. Mute and unmute
5. Video on and off
6. Other options including:
 - a. Disconnect audio
 - b. Meeting information
 - c. Settings
7. Leave or end meeting
8. Active speaker



View and manage participants from the mobile app

Participant Features

- Chat with everyone
- Chat with individuals
- Raise your hand

Host Features

- Chat with everyone
- Chat with individuals
- Identify and mute noisy participants
- Assign alternate hosts
- Assign presenter
- Expel participants

Host View

