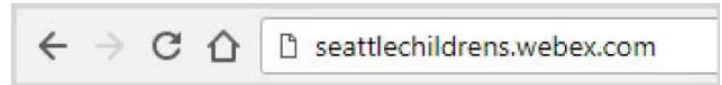


Join WebEx

Join from a Browser

- WebEx Meeting Center will automatically install when you join a meeting.
- Note: You must have administrator privileges on your computer to install the plugin.

1 Browse to



2

- Enter meeting number
- Select **Join**

Enter the meeting, event, or session number to join.

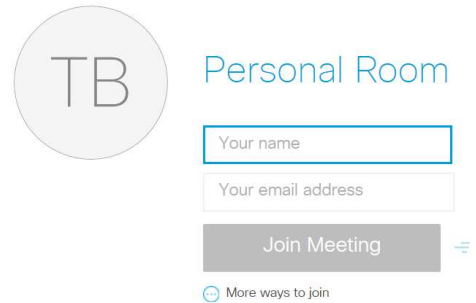
NEW! Invited to a Personal Room? Enter the host's room ID. ⓘ

123 456 789

Join

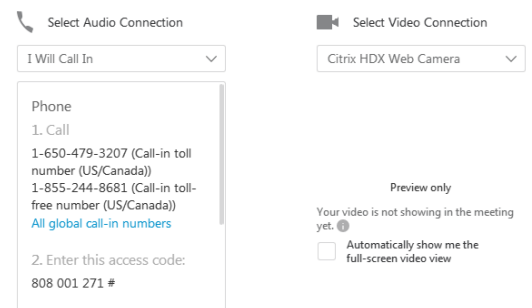
3

- Enter name and email address
- Select **Join Meeting**



4 Complete steps to connect after selecting the options for audio and video

Audio and Video Connection



5 Yay!

You have successfully joined the meeting!

Start My Video

[Skip](#)